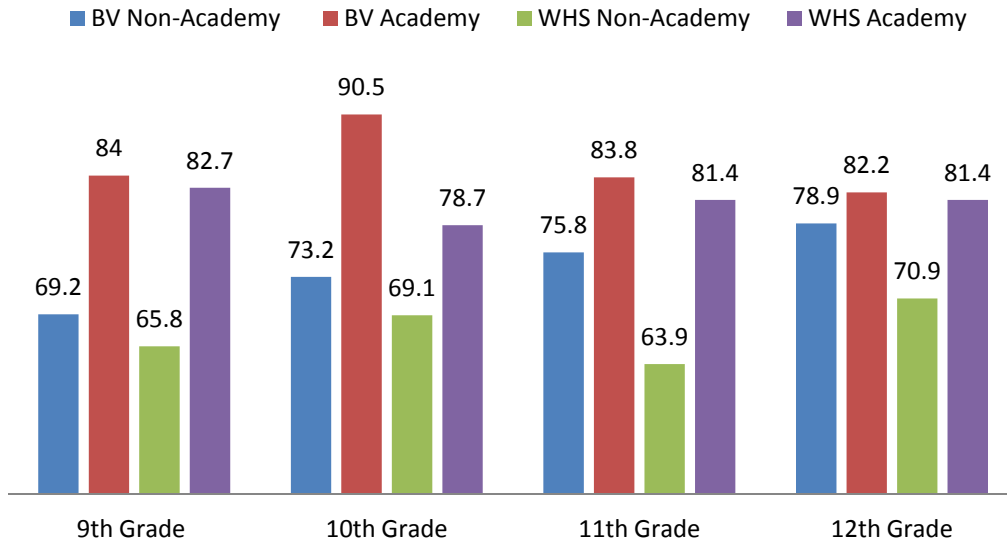
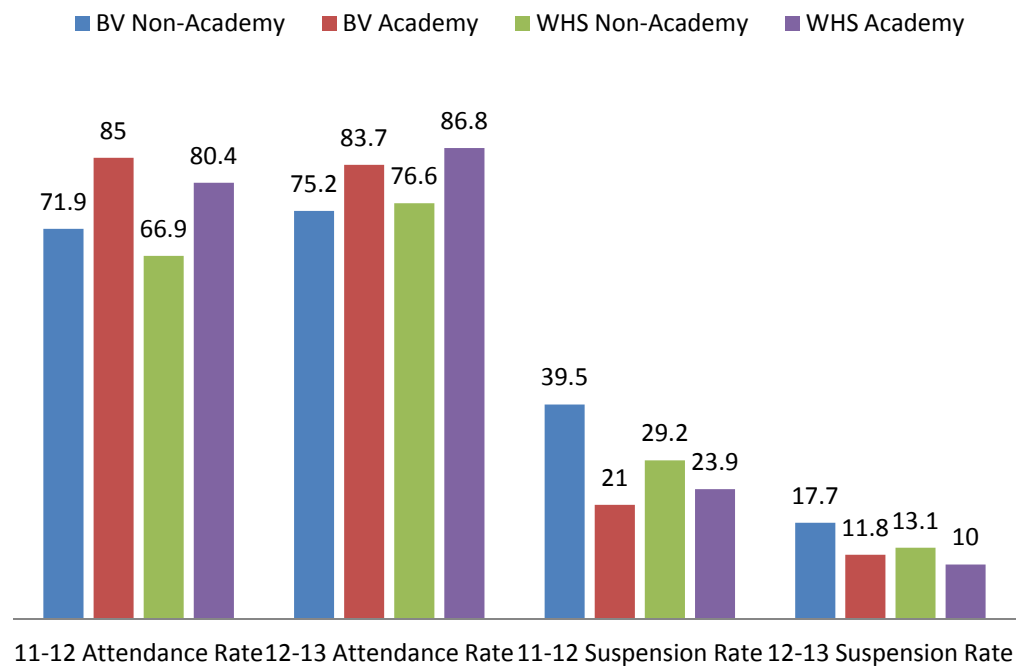


Bay View & Washington Career Academy Attendance Rates, by Grade 2011-2012

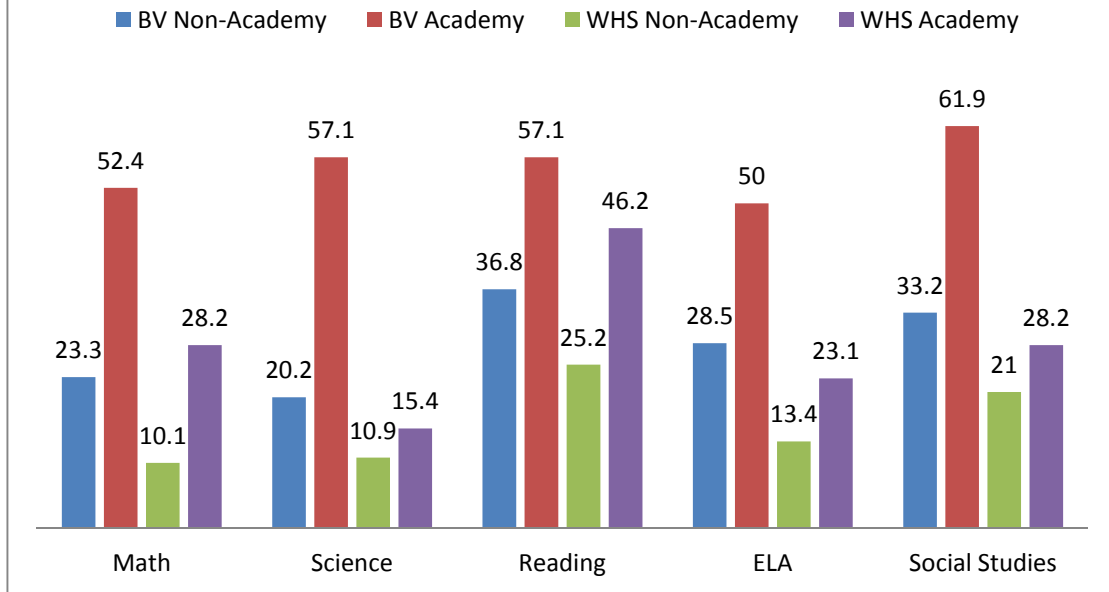


Bay View & Washington Career Academy Attendance and Suspension Rates



Bay View and Washington Career Academy WKCE Data 2011-2012

(% scoring proficient or advanced)



Current Enrollment Demographics, 2012-2013

Bay View = 1,202 Non-Academy Students, 133 Academy Students

Washington HS of Information Technology = 725 Non-Academy Students, 101 Academy Students

School	M	F	Asian	Black	Hispanic	Indian	White	SpEd	ELL	FRL
Bay View	55.4	44.6	2.6	52.8	30.9	1.6	12.1	25.6	11.1	90.1
Academy	66.2	33.8	0.8	51.1	26.3	2.3	19.5	12.0	3.8	84.2
WHS of IT	51.6	48.4	3.0	92.6	0.8	0.1	3.4	29.1	4.1	89.9
Academy	40.6	59.4	4.0	93.1	-	-	3.0	30.7	5.9	90.1

(Numbers for Bay View include both middle and high school)

To be included as an Academy member in the data, a student must have earned 1.5 credits or more within a given programmatic area. Note that at Bay View HS, the numbers include students in Bay View's National Academy Foundation Academy of Engineering, as well as the Building, Architecture and Construction Academy, which is not NAF affiliated and more loosely structured. The Washington HS data is a combination of both National Academy Foundation career academies: the Academy of Information Technology and the Academy of Hospitality and Tourism.

Number of students currently enrolled (in table above) will increase after semester 2 concludes, as more students will have earned the necessary 1.5 credits to be included as an Academy member.