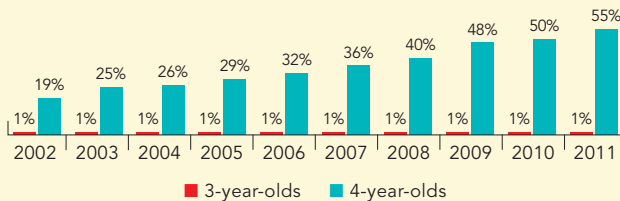


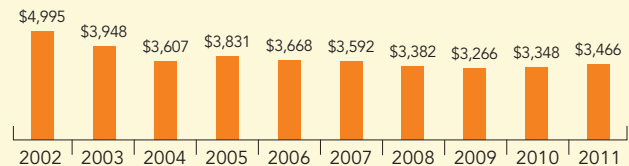
# Wisconsin

Source: Barnett, W. S., Carolan, M. E., Fitzgerald, J., & Squires, J. H. (2011). The state of preschool 2011: State preschool yearbook. New Brunswick, NJ: National Institute for Early Education Research, Rutgers University.  
Wisconsin Profile Retrieved from: <http://nieer.org/sites/nieer/files/Wisconsin.pdf>  
Full Report Available at: <http://nieer.org/sites/nieer/files/2011yearbook.pdf>

PERCENT OF STATE POPULATION ENROLLED



STATE SPENDING PER CHILD ENROLLED  
(2011 DOLLARS)



Wisconsin's constitution has presented a commitment to provide free education to 4-year-old children since it became a state in 1848. The Four-Year-Old Kindergarten (4K) program, established in 1873, continues to operate today despite a suspension of state funding from 1957 to 1984. Funds for 4K are allocated directly to public schools, though these schools may subcontract with Head Start agencies, private child care centers, and other community-based programs. Half-day 4K slots receive 50 percent of the standard per-pupil K-12 state funding amount, though programs providing parent support may receive 60 percent of this amount.

Recent efforts to open new 4K programs in districts that did not previously offer programs as well as efforts to expand access in existing programs have resulted in an increase in enrollment. In the 2010-2011 program year, 17 additional districts began offering the program. As the 4K program continues to expand, there is particular interest in providing services in diverse settings. There has been an increase in the number of partnerships between local school districts and Head Start grantees collaborating on 4K programs in recent years. Since the 2008-2009 school year, the state has offered start-up grants to encourage further collaboration. In the 2010-2011 school year, 105 school districts collaborated with Head Start and/or child care programs to provide preschool education services.

While not required to do so, programs participating in the 4K program are encouraged to follow the Wisconsin Model Early Learning Standards. This program was evaluated for both process quality and program impact/child outcomes in the 2003-2004 year.

The Wisconsin Head Start program is a separate state-funded initiative that provides comprehensive early childhood education for 3- and 4-year-olds who have disabilities or are from low-income families. This program provides supplemental state funds to federal Head Start grantees to enhance services and increase access. Participating programs must follow the federal Head Start Performance Standards. At both the state and local levels, efforts have been made to align Head Start technical assistance and training with other professional development efforts.

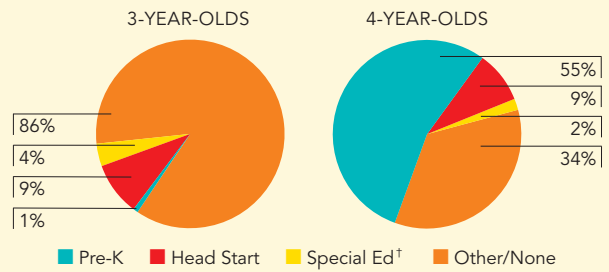
The Governor's Advisory Council on Early Education, formed under the Head Start Reauthorization Act, seeks to raise awareness of preschool education and encourage collaboration among agencies. The Council is responsible for identifying opportunities for, and barriers to, coordination and collaboration. The Council also develops recommendations on how to increase enrollment in existing early child programs, enhance statewide professional development and career advancement, improve early learning standards, and create a unified data collection system.

The first two pages of Wisconsin's profile give an overview of the state's overall commitment and contributions to state-funded preschool education programs, including enrollment and state spending for both 4K and Wisconsin Head Start. The third page presents specific details on the 4K program, and the fourth page focuses exclusively on the Wisconsin Head Start program.

## STATE OVERVIEW

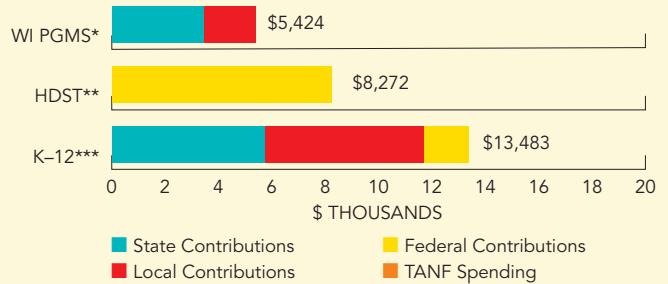
Total state program enrollment .....	42,395
Total state spending .....	\$146,960,062
State Head Start spending .....	\$6,960,062
State spending per child enrolled .....	\$3,466
All reported spending per child enrolled* .....	\$5,424

### STATE PRE-K AND HEAD START ENROLLMENT AS PERCENTAGE OF TOTAL POPULATION



<sup>†</sup> This is an estimate of children in special education who are not enrolled in state-funded pre-K or Head Start.

### SPENDING PER CHILD ENROLLED



\* Pre-K programs may receive additional funds from federal or local sources that are not included in this figure.

\*\* Head Start per-child spending for the 2010-2011 year includes funding from the American Recovery and Reinvestment Act (ARRA).

\*\*\* K-12 expenditures include capital spending as well as current operating expenditures.

Data are for the '10-'11 school year, unless otherwise noted.

#### ACCESS RANKINGS

4-YEAR-OLDS	3-YEAR-OLDS
6	20

#### RESOURCES RANKINGS

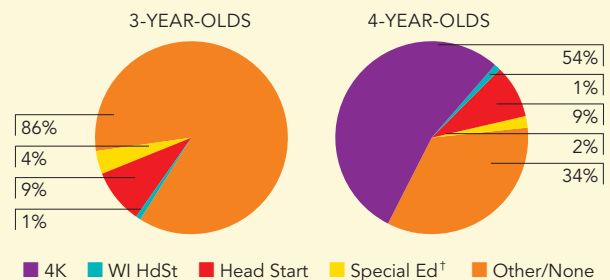
STATE SPENDING	ALL REPORTED SPENDING
26	19

# WISCONSIN FOUR-YEAR-OLD KINDERGARTEN PROGRAM

## ACCESS

Total state program enrollment .....	41,176
School districts that offer state program .....	85%
Income requirement.....	None
Hours of operation .....	Determined locally <sup>1</sup>
Operating schedule .....	Academic year
Special education enrollment .....	9,172
Federally funded Head Start enrollment .....	12,989
State-funded Head Start enrollment .....	1,187 <sup>2</sup>

STATE PRE-K AND HEAD START ENROLLMENT AS PERCENTAGE OF TOTAL POPULATION



<sup>†</sup> This is an estimate of children in special education who are not enrolled in state-funded pre-K or Head Start.

## QUALITY STANDARDS CHECKLIST

POLICY	STATE PRE-K REQUIREMENT	BENCHMARK	DOES REQUIREMENT MEET BENCHMARK?
Early learning standards .....	Comprehensive	Comprehensive	<input checked="" type="checkbox"/>
Teacher degree .....	BA	BA	<input checked="" type="checkbox"/>
Teacher specialized training .....	ECE Birth–age 8, EC Birth–age 11, 4K–grade 3	Specializing in pre-K	<input checked="" type="checkbox"/>
Assistant teacher degree .....	HSD <sup>3</sup>	CDA or equivalent	<input type="checkbox"/>
Teacher in-service.....	6 credit hours/5 years	At least 15 hours/year	<input checked="" type="checkbox"/>
Maximum class size .....		20 or lower	<input type="checkbox"/>
3-year-olds .....	NA		
4-year-olds.....	Determined locally		
Staff-child ratio .....		1:10 or better	<input type="checkbox"/>
3-year-olds .....	NA		
4-year-olds.....	Determined locally		
Screening/referral .....	Health and developmental; and support services	Vision, hearing, health; and at least 1 support service	<input type="checkbox"/>
Meals .....	Depend on length of program day <sup>5</sup>	At least 1/day	<input type="checkbox"/>
Monitoring .....	Site visits and other monitoring	Site visits	<input checked="" type="checkbox"/>

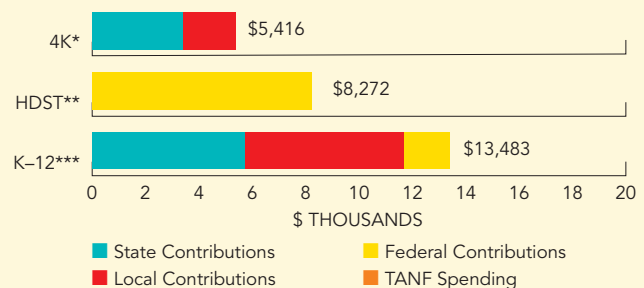
**TOTAL BENCHMARKS MET**

**5**

## RESOURCES

Total state pre-K spending .....	\$140,000,000
Local match required? .....	Yes, local share of school revenue generated through property tax
State Head Start spending .....	\$6,960,062
State spending per child enrolled .....	\$3,400
All reported spending per child enrolled*.....	\$5,416

SPENDING PER CHILD ENROLLED



\* Pre-K programs may receive additional funds from federal or local sources that are not included in this figure.

\*\* Head Start per-child spending for the 2010-2011 year includes funding from the American Recovery and Reinvestment Act (ARRA).

\*\*\* K-12 expenditures include capital spending as well as current operating expenditures.

Data are for the '10-'11 school year, unless otherwise noted.

<sup>1</sup> Most programs are part-day 4-5 days per week, but some districts may offer the program full-day for 2-3 days per week.

<sup>2</sup> Wisconsin did not break this figure into specific numbers of 3- or 4-year-olds. As a result, age breakdowns used in the Access pie chart were estimated, using proportions of federal Head Start enrollees in each age category.

<sup>3</sup> Assistant teachers in public settings can meet one of three requirements: at least two years of higher education, an associate (or higher) degree, or meet a rigorous standard of quality through a state or local academic assessment regardless of degree. The requirement for assistant teachers in nonpublic settings reflects child care licensing regulations. School districts that are Head Start grantees may require assistant teachers to have an AA and assistant teacher license.

<sup>4</sup> State law supports vision, hearing, and general health screenings prior to enrollment. When 4K uses a community approach with Head Start, screenings are required. Support services include parent involvement activities, health services for children, referral to social services, referral for special education, parent conferences and/or home visits, and access to a school nurse, psychologist, and social worker.

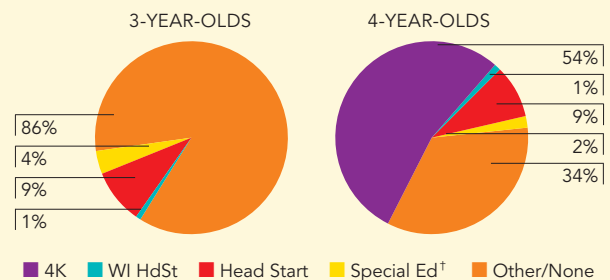
<sup>5</sup> If a school-based program operates longer than 2.5 hours, it is required to provide a meal or snack through the school nutrition program. Programs being implemented in child care or Head Start must follow applicable requirements.

# WISCONSIN HEAD START STATE SUPPLEMENT

## ACCESS

Total state program enrollment .....	1,219 <sup>1</sup>
School districts that offer state program .....	100% (federal Head Start grantees)
Income requirement .....	90% of children must be at or below 100% FPL <sup>2</sup>
Hours of operation .....	Determined locally <sup>3</sup>
Operating schedule .....	Determined locally <sup>3</sup>
Special education enrollment .....	9,172
Federally funded Head Start enrollment .....	12,989
State-funded Head Start enrollment .....	1,187 <sup>1</sup>

STATE PRE-K AND HEAD START ENROLLMENT AS PERCENTAGE OF TOTAL POPULATION



† This is an estimate of children in special education who are not enrolled in state-funded pre-K or Head Start.

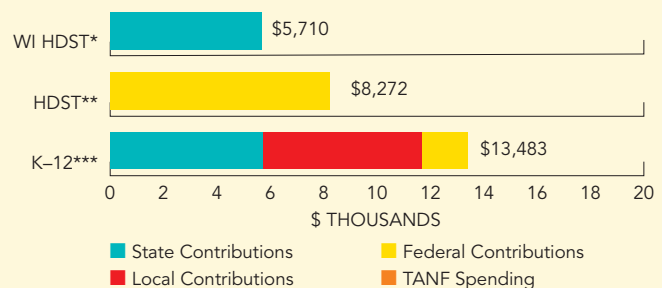
## QUALITY STANDARDS CHECKLIST

POLICY	STATE PRE-K REQUIREMENT	BENCHMARK	DOES REQUIREMENT MEET BENCHMARK?	TOTAL BENCHMARKS MET <b>7</b>
Early learning standards .....	Comprehensive	Comprehensive	<input checked="" type="checkbox"/>	
Teacher degree .....	BA (public); CDA (nonpublic) <sup>4</sup>	BA	<input type="checkbox"/>	
Teacher specialized training .....	ECE Birth–age 8, EC Birth–age 11 (public); Meets CDA requirements (nonpublic) <sup>4</sup>	Specializing in pre-K	<input checked="" type="checkbox"/>	
Assistant teacher degree .....	HSD	CDA or equivalent	<input type="checkbox"/>	
Teacher in-service .....	15 clock hours	At least 15 hours/year	<input checked="" type="checkbox"/>	
Maximum class size .....	20 or lower		<input checked="" type="checkbox"/>	
3-year-olds .....	17			
4-year-olds .....	20			
Staff-child ratio .....	1:10 or better		<input checked="" type="checkbox"/>	
3-year-olds .....	2:17			
4-year-olds .....	1:10			
Screening/referral and support services .....	Vision, hearing, health, dental, developmental; and support services <sup>5</sup>	Vision, hearing, health; and at least 1 support service	<input checked="" type="checkbox"/>	
Meals .....	Lunch and snack <sup>6</sup>	At least 1/day	<input checked="" type="checkbox"/>	
Monitoring .....	Other monitoring <sup>7</sup>	Site visits	<input type="checkbox"/>	

## RESOURCES

Total state pre-K spending .....	\$6,960,062 <sup>8</sup>
Local match required? .....	No
State Head Start spending .....	\$6,960,062 <sup>8</sup>
State spending per child enrolled .....	\$5,710
All reported spending per child enrolled* .....	\$5,710

SPENDING PER CHILD ENROLLED



\* Pre-K programs may receive additional funds from federal or local sources that are not included in this figure.

\*\* Head Start per-child spending for the 2010-2011 year includes funding from the American Recovery and Reinvestment Act (ARRA).

\*\*\* K-12 expenditures include capital spending as well as current operating expenditures.

Data are for the '10-'11 school year, unless otherwise noted.

<sup>1</sup> Wisconsin did not break this figure into specific numbers of 3- or 4-year-olds. As a result, age breakdowns used in the Access pie chart were also estimated, using proportions of federal Head Start enrollees in each age category.

<sup>2</sup> State pre-K children must meet the federal Head Start income guidelines. Effective December 2007, 35 percent of the enrollment may be children whose family incomes are between 100 and 130 percent FPL after priority is given to children at or below 100 percent FPL.

<sup>3</sup> As required by federal Head Start Performance Standards, programs must operate a minimum of 3.5 hours per day, 4 days per week, and 32 weeks per year, unless approved as a federal Head Start alternative. Programs may partner with child care or 4K to extend hours, days, or weeks.

<sup>4</sup> School districts that are federal Head Start grantees may require lead teachers to have a BA and appropriate licensure. Head Start requires teachers to have at least a CDA.

<sup>5</sup> Support services include annual parent conferences or home visits, education services or job training for parents, parenting support or training, parent involvement activities, health services for parents and children, information about nutrition, referral to social services, transition to kindergarten activities, and other support services in accordance with Head Start performance standards.

<sup>6</sup> The federal Head Start Performance Standards require that part-day programs provide children with at least one-third of their daily nutritional needs, and full-day programs provide one-half to two-thirds of daily nutritional needs, depending on the length of the program day.

<sup>7</sup> The state itself does not conduct monitoring of these programs though grantees are monitored by the federal Head Start system. Information such as grant applications, budget reports, sections of the federal application, and submission of the Head Start PIR are included.

<sup>8</sup> All spending through this initiative is directed toward Head Start programs.